

Post-Congress Tour

Abu Dhabi

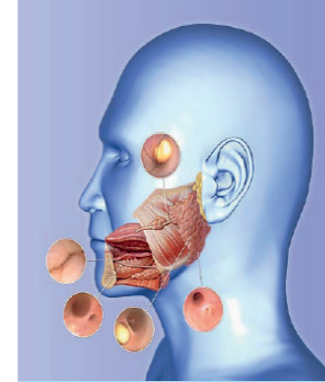
Louvre Museum



















Sheikh Zayed Mosque



- 08:00 Departure from the Hotel Holiday Inn Festival City
- 10:00 Guided tour of the Louvre Museum
- 12:00 Lunch
- 13:00 Guided tour of the Sheikh Zayed Mosque
- 15:00 Bus
- 17:00 Arrival to Dubai



Organizing Committee

- | | |
|---|---|
|  Rashid AL ABRI |  Bernard LYONS |
|  Hussain AL RAND |  Emad MAGDY |
|  Urs BORNER |  Francis MARCHAL |
|  Claudio CERNEA |  Takeshi MATSUNOBU |
|  Frédéric FAURE |  Randall MORTON |
|  Shirish GHAN |  Sui Kwan NG |
|  Robert IRVINE |  Rohan WALVEKAR |
|  Jean-Michel LOPEZ |  Robert WITT |

2nd

International Sialendoscopy Conference

DUBAI

January 15-17, 2020
InterContinental Dubai Festival City



Faculty Members

- | | | |
|---------------------------------|-------------------------------|-------------------------------|
| Olivier ABOUD (CAN) | Dagmar GREGER (AUT) | Necdet OZCELIK (TUR) |
| Zahoor AHMAD (NZ) | Eeva HAAPIO (FIN) | Suleyman OZDEMIR (TUR) |
| Shadaba AHMED (UK) | Julien HANSS (FRA) | Gunther PABST (CH) |
| Rashid AL ABRI (OMN) | Hisham HASAN (BHR) | Gabriela PASCOTO (BRA) |
| Salma AL SHEIBANI (OMN) | Megan HOBSON (AUS) | Marta PATRUCCO (ARG) |
| Ashraf ALHAJ ALI (UAE) | Xinyong HUANG (SGP) | Jost PAUCIC (SVN) |
| Ashwag Mohammed ALWAGDANI (SAU) | Bethan JONES (UK) | Varun RAI (IND) |
| Aleksandar ANICIN (SVN) | Sang Ho JUN (KOR) | Riitta SAARINEN (FIN) |
| Abdelhamid BENGHALEM (MAR) | Jeong-Kyu KIM (KOR) | Carlos SAGA (ESP) |
| Urs BORNER (CH) | Ji Won KIM (KOR) | Barry SCHATKIN (USA) |
| Franciscus BOSELIE (CH) | Tobias KLEINJUNG (CH) | Stine SCHROEDER (DNK) |
| Eduardo BUSTO (ARG) | Iordanis KONSTANTIDINIS (GRC) | Jorg SEEBACH (CH) |
| Pasquale CAPACCIO (ITA) | Hatem KOOLI (TUN) | Mahmoud SEIF-ELNASR (EGY) |
| César CARTIER (FRA) | Gaga KULIASHVILI (GEO) | Huan SHI (CHN) |
| Carlos CENJOR (ESP) | Jaesung LEE (USA) | Higino STECK (BRA) |
| Claudio CERNEA (BRA) | Yolanda Yim Ping LEE (HK) | Sethu SUBHA (MYS) |
| Io Meng CHIO (HK) | Jean-Michel LOPEZ (FRA) | Takahiro SUZUKI (JPN) |
| Woojin CHO (KOR) | Tsun-Min LU (TWN) | Miki TAKAHARA (JPN) |
| Jeong-Soek CHOI (KOR) | Bernard LYONS (AUS) | Florinda TORTI (FRA) |
| Cyrille CHOSSEGROS (FRA) | Emad MAGDY (EGY) | Sheelu TRIVEDI (IND) |
| José DE JESUS (DOM) | Francis MARCHAL (CH) | Evangelia TSAKIROPOULOU (GRC) |
| Luca DE CAMPORA (ITA) | Duska MARKOV-GLAVAS (HRV) | Nora ULOZAITTE STANIENE (LTU) |
| Natalia DFOUNI (CH) | Mark MARZOUK (USA) | Rohan WALVEKAR (USA) |
| Mostafa Magdy DONIA (EGY) | Karen MASTERSON (CH) | Bernard WHITFIELD (AUS) |
| Ahmed ELBANNA (EGY) | Takeshi MATSUNOBU (JPN) | Robert WITT (USA) |
| Evren ERKUL (TUR) | Aditya MOORTHY (IND) | Fiona Chui-Yan WONG (HK) |
| Shinichi ESAKI (JPN) | Randall MORTON (NZ) | Lisong XIE (CHN) |
| Frédéric FAURE (FRA) | Sreenivasa MURTHY (IND) | Michal ZABRODSKY (CZE) |
| Jan FOSSHEIM (NOR) | Milind NAVALAKHE (IND) | Luis ZANOLLI (CHL) |
| Jakob FOGHSGAARD (DNK) | Siu Kwan NG (HK) | Hesham ZOHEIR (EGY) |
| Omneya GAMALELDIN (EGY) | Yuichiro OTSUKA (JPN) | Sergei ZOLOTUKHIN (RUS) |
| Shirish GHAN (IND) | Cengiz ÖZCAN (TUR) | |

7:00 - 8:00 Registration and morning coffee

8:00 - 10:00 **COMPLICATIONS**
Moderator : Olivier Abboud, Canada
Chairman : Tsun-Min Lu, Taiwan
7' Challenges and complications in Sialendoscopy
7' Complications from surgical naivety to expertise
7' Sialendoscopy in radioiodine patients
7' Complications of sialendoscopy

Rashid Al Abri, Oman
Aditya Moorthy, India
Sang Ho Jun, South Korea
Robert Witt, USA

15' Discussion

COMPLICATIONS / DIFFICULT CASES
Moderator : Siu Kwan NG, Hong Kong
Chairman : Sergei Zolothukin, Russia
6' Persistent abscess after parotid perforation
6' Juvenile sialectasia
6' Sialendoscopy in 7 year old child
6' Dilatation of stenosis using guide wire
6' Swelling
6' Vascular malformation and parotid lithiasis

Siu-Kwan Ng, Hong Kong
Shadaba Ahmed, Great Britain
Duška Markov Glavaš, Croatia
Cengiz Özcan, Turkey
Cengiz Özcan, Turkey
Higino Steck, Brazil

EVALUATION OF EFFICACY OF TREATMENT
Moderator : Takeshi Matsunobu, Japan
Chairman : Hatem Kooli, Tunisia
7' Physics behind the effectivity of stricture dilatation
7' A new questionnaire for Salivary Gland Diseases

Shirish Ghan, India
Franciscus Boselie, Switzerland

27' Round Table on Quality of Life and Evaluation

Francis Marchal, Switzerland

10:00 - 10:30 Coffee Break

10:30 - 13:00 **ADVANCED PROCEDURES**
Moderator : Carlos Saga, Spain
Chairman : Eeva Haapio, Finland
7' Combined techniques on strictures
7' Do we really need to stent ?
7' Arguments for stenting

Francis Marchal, Switzerland
Robert Witt, USA
Francis Marchal, Switzerland

20' Round table on stenting

Olivier Abboud, Canada

NEW TECHNIQUES
Moderator : Mark Marzouk, USA
Chairman : Nora Ulozaite Staniene, Lithuania
5' Robot assisted Sialendoscopy
5' Fast puncture technique
5' Robotic submandibular sialadenectomy
5' Vascular instrument for sialendoscopy
5' Large stones at hilum - Combined approach Sialendoscopy
5' A new instrument for papillotomy
5' Preoperative ductal preparation before general anesthesia
5' The Sialendoscopic double stenting approach
5' Double drainage
5' The twinkling stone
5' Direct therapeutic sialendoscopy
5' Science and sialendoscopy

Mark Marzouk, USA
Cyrille Chossegros, France
Pasquale Capaccio, Italy
Carlos Saga, Spain
Milind Navalakhe, India
Necdet Ozcelik, Turkey
Necdet Ozcelik, Turkey
Tobias Kleinjung, Switzerland
Aleksandar Aničin, Slovenia
Gunther Pabst, Switzerland
Shirish Ghan, India
Robert Witt, USA

SIALENDOSCOPY AROUND THE WORLD AND ACTUAL SITUATION OF REIMBURSEMENT
Moderator : Robert Witt, USA
Chairman : Jean-Michel Lopez, France

Megan Hobson, Australia	Gaga Kuliashvili, Georgia	A. M. Alwagdani, Saudi Arabia
Gabriela Pascoto, Brazil	Siu Kwan NG, Hong Kong	Xinyong Huang, Singapore
Jakob Foghsgaard, Denmark	Shirish Ghan, India	Urs Borner, Switzerland
Emad Magdy, Egypt	Nora Ulozaite, Lithuania	Rohan Walvekar, USA
Saarinen Riitta, Finland	Jan Fosshiem, Norway	Robert Witt, USA
Cyrille Chossegros, France		

A. M. Alwagdani, Saudi Arabia
Xinyong Huang, Singapore
Urs Borner, Switzerland
Rohan Walvekar, USA
Robert Witt, USA

13:00 - 14:00 Lunch

14:00 - 15:00 **FUNNY VIDEOS CONTEST**
Moderator : Francis Marchal, Switzerland
Chairman : Abdelhamid Benghalem, Morocco

5'	Georgia	Gaga Kuliashvili
5'	Slovenia	Aleksandar Anicin
5'	Brazil	Claudio Cernea
5'	France	Jean Michel Lopez

10' Vote for the winner of the video contest

10' Closing remarks

Francis Marchal, Switzerland

15:00 End of the meeting

Day 1 - January 15th - Room AL NOOR

7:00 - 8:00	<i>Registration and morning coffee</i>	
8:00 - 10:00	10' Welcome to Dubai - ISIAL President	<i>Francis Marchal, Switzerland</i>
	SIALENDOSCOPY MATERIAL <i>Moderator : Frédéric Faure, France</i> <i>Chairman : Rashid Al Abri, Oman</i>	
	7' Material for sialendoscopy 5' Material sterilisation	<i>Shirish Ghan, India</i> <i>Florinda Torti, France</i>
10'	Discussion	
	HOW TO START AND GAIN EXPERIENCE <i>Moderator : Urs Borner, Switzerland</i> <i>Chairman : Sethu Subha, Malaysia</i>	
	7' Starting a sialendoscopy program in Chile 7' Sialendoscopy - how I learned to do it 7' How to improve further after we start 7' Salivary gland diseases and sialendoscopy in Georgia 7' Things learned as a beginner in sialendoscopy 7' Tips and tricks, sialendoscopy learning curve 7' One year of sialendoscopy practice 7' Solo Startup Sialendoscopy Practice- in 5 years 7' Sialendoscopy in Egypt since 2009	<i>Luis Zanolli, Chile</i> <i>Fiona Wong, Hong Kong</i> <i>Michal Zabrodsky, Czech Republic</i> <i>Gaga Kuliashvili, Georgia</i> <i>Tsun-Min Lu, Taiwan</i> <i>Carlos Cenjor, Spain</i> <i>Nora Ulozaite-Staniene, Lithuania</i> <i>Bernard Lyons, Australia</i> <i>Emad Magdy, Egypt</i>
18'	Discussion	
10:00 - 11:00	Opening ceremony of the 10th EROC International Panarabic Conference	
11:00 - 13:00	UNDERSTANDING ETIOLOGY OF STONES <i>Moderator : Rohan Walvekar, USA</i> <i>Chairman : Bernard Lyons, Australia</i>	
	7' Epidemiology of obstructive salivary gland diseases 7' Stones composition & characteristics: scientific evidence and clinical pearls 7' Saliva composition and formation of sialolithiasis	<i>Takeshi Matsunobu, Japan</i> <i>Rohan Walvekar, USA</i>
9'	Discussion	<i>Stine Schroeder, Denmark</i>
	ASSESSING SALIVARY STONES <i>Moderator : Gunther Pabst, Switzerland</i> <i>Chairman : Stine Schroeder, Denmark</i>	
	7' Ultrasound - CT 7' Sonographic evaluation of submandibular swelling 7' Transoral Ultrasound for Salivary Gland stones 7' Non-contrast CT / MRI sialography: The Alexandria protocol	<i>Karen Masterson, Switzerland</i> <i>Yolanda Yim Ping Lee, Hong Kong</i> <i>Woojin Cho, South Korea</i> <i>Omneya Gamaleldin, Egypt</i>
19'	Discussion	
	SIALENDOSCOPY : BASICS <i>Moderator : Francis Marchal, Switzerland</i> <i>Chairman : Hisham Hasan, Bahrain</i>	
	7' Decisional tree and LSD classification 7' Papilla 7' Local or general anesthesia? 7' Sialendoscopy in acute sialadenitis ?	<i>Urs Borner, Switzerland</i> <i>Jean Michel Lopez, France</i> <i>Riita Saarinen, Finland</i> <i>Jost Paucic, Slovenia</i>
15'	Round table on decisional tree	
13:00 - 14:00	<i>Lunch</i>	
14:00 - 16:30	FRAGMENTATION OF STONES <i>Moderator : Aleksandar Anicin, Slovenia</i> <i>Chairman : Ashraf Alhaj Ali, UAE</i>	
	7' Extracorporeal lithotripsy 7' Laser fragmentation 7' Laser lithotripsy - 50 cases follow up 7' Pneumatic lithotripsy: learning curve and results 7' Pneumatic versus Holmium	<i>Gunther Pabst, Switzerland</i> <i>Frédéric Faure, France</i> <i>Varun Rai, India</i> <i>César Cartier, France</i> <i>Suleyman Ozdemir, Turkey</i>
25'	Synthesis and discussion	<i>Frédéric Faure, France</i>
	MINIMAL INVASIVE TECHNIQUES : PAROTID <i>Moderator : Riitta Saarinen, Finland</i> <i>Chairman : Jakob Foghsgaard, Denmark</i>	
	7' Parotid tricks and tips 7' Parotid sialolithiasis: lesson to learn 7' Transoral and transfacial removal of stones 7' Ductal foreign bodies 7' Mini-incision «sialendoscopic/microscopic» approach	<i>Urs Borner, Switzerland</i> <i>Io Meng Chio, Hong Kong</i> <i>Pasquale Capaccio, Italy</i> <i>Screenivasa Murthy, India</i> <i>Emad Magdy, Egypt</i>
15'	Discussion	

	MINIMAL INVASIVE TECHNIQUES : SUBMANDIBULAR <i>Moderator : Eduardo Busto, Argentina</i> <i>Chairman : Suleyman Ozdemir, Turkey</i>	
	7' Decision making of submandibular L2/L3 stones 7' Transcutaneous approach with gland preservation 7' Transoral approach in the transitional region 7' Transoral surgery for deep hilar stones	<i>Siu Kwan NG, Hong Kong</i> <i>Aleksandar Aničin, Slovenia</i> <i>Shinichi Esaki, Japan</i> <i>Yuichiro Otsuka, Japan</i>
12'	Discussion	
16:30	Adjourn	
19:00	<i>Congress Dinner</i>	

Day 2 - January 16th - Room AL NOOR

7:00 - 8:00	<i>Registration and morning coffee</i>	
8:00 - 10:00	COMBINED APPROCHES <i>Moderator : Michal Zabrodsky, Czech Republic</i> <i>Chairman : Claudio Cernea, Brazil</i>	
	7' Hilar submandibular stones 7' Anterior and posterior surgical approaches 7' Combined approaches 7' Multidisciplinary approach for multiple stones	<i>Milind M. Navalakhe, India</i> <i>Marta Patrucco, Argentina</i> <i>Iordanis Konstantidinis, Greece</i> <i>Jeong Kyu Kim, South Korea</i>
12'	Discussion	
	SIALENDOSCOPY EXPERIENCES <i>Moderator : Carlos Cenjor, Spain</i> <i>Chairman : Aditya Moorthy, India</i>	
	7' Sialendoscopy - Pitfalls - Al Nahdha Hospital experience 7' Sialendoscopy in Tunisia 7' Sialendoscopy of the Security Forces Hospital, Riyadh 7' Sialendoscopy in Argentina 7' Minimally invasive surgery, 12 years experience 7' Sialendoscopy of Asahikawa Medical university 7' Sialendoscopy for submandibular gland stones 7' Sialendoscopy during submandibular surgery	<i>Salma Al Sheibani, Oman</i> <i>Hatem Kooli, Tunisia</i> <i>Ahmed Elbanna, Egypt</i> <i>Eduardo Busto, Argentina</i> <i>Takeshi Matsunobu, Japan</i> <i>Miki Takahara, Japan</i> <i>Takahiro Suzuki, Japan</i> <i>Olivier Abboud, Canada</i>
24'	Discussion	
10:00 - 10:30	<i>Coffee Break</i>	
10:30 - 13:00	STONES : 5 CASES <i>Moderator : Shirish Ghan, India</i> <i>Chairman : Duska Markov Glavas, Croatia</i>	
	5' Child salivary cheek fistula managment 5' Large parotid pediatric stone 5' Invisible parotid duct stone on CT 5' Unusual parotid stone and imaging 5' Stone case	<i>César Cartier, France</i> <i>Julien Hanss, France</i> <i>Ji Won Kim, South Korea</i> <i>Hesham Zoheir, Egypt</i> <i>Evangelia Tsakirapoulou, Greece</i>
	RADIOLOGY QUIZZ : 5 CASES ON STONES <i>Moderator : Karen Masterson, Switzerland</i> <i>Chairman : Huan Shi, China</i>	
	4' Unusual submandibular stone 4' SMG stone 4' Multiple parotid stones 4' Fragmentation problem 4' Stone case	<i>Ahmed Elbanna, Egypt</i> <i>Shadaba Ahmed, Great Britain</i> <i>Jaesung Lee, USA</i> <i>Jean-Michel Lopez, France</i> <i>Emad Magdy, Egypt</i>
15'	Discussion	
	STONES COMPLICATIONS AND DIFFICULT CASES <i>Moderator : Zahoor Ahmad, New Zealand</i> <i>Chairman : Lisong Xie, China</i>	
	6' Avulsion of primary branch of Wharton's duct 6' Broken Dormia 6' Combined transcutaneous torn of wire basket tip retrieval 6' Long standing large parotid sialocele with multiple stones 6' Trapped in a cave, a floating stone in the secondary duct	<i>Jeong Kyu Kim, South Korea</i> <i>Dagmar Greger, Austria</i> <i>Aleksandar Aničin, Slovenia</i> <i>Mahmoud Seif-Elnasr, Egypt</i> <i>Jaesung Lee, USA</i>
	POST TREATMENT SITUATION <i>Moderator : Julien Hanss, France</i> <i>Chairman : Luis Zanolli, Chile</i>	
	7' Salivary function before and after combined approaches 7' Recurrent stones 7' Recurrent sialolithiasis: Facts, Fiction, Myths 7' How to manage post sialendoscopy ranula 7' Complications of transoral surgery 7' Management of plunging ranulas	<i>Jean Michel Lopez, France</i> <i>Robert Witt, USA</i> <i>Hisham Hasan, Bahrain</i> <i>Siu Kwan NG, Hong Kong</i> <i>Rohan Walvekar, USA</i> <i>Bernard Whitfield, Australia</i>
18'	Discussion	
13:00 - 14:00	<i>Lunch</i>	

14:00 - 16:40	STRICTURING PATHOLOGIES <i>Moderator : Jorg Seebach, Switzerland</i> <i>Chairman : Jan Fosheim, Norway</i>	
	7' Sjögren 7' Radioiodine 7' Juvenile Recurrent Parotitis- an overview 7' Classification of strictures	<i>Jorg Seebach, Switzerland</i> <i>Sethu Subha, Malaysia</i> <i>Rashid Al Abri, Oman</i> <i>Frédéric Faure, France</i>
14'	Discussion	
	RADIOLOGY OF STRICTURES <i>Moderator : Natalia Dfouni, Switzerland</i> <i>Chairman : Sang Ho Jun, South Korea</i>	
	7' Ultrasound of strictures 7' Sialo MRI part 1 7' Sialo MRI part 2	<i>Gunther Pabst, Switzerland</i> <i>Natalia Dfouni, Switzerland</i> <i>Karen Masterson, Switzerland</i>
15'	Discussion	
	SIALENDOSCOPY EXPERIENCES WITH STRICTURES <i>Moderator : Tobias Kleinjung, Switzerland</i> <i>Chairman : Iordanis Konstantidinis, Greece</i>	
	7' Recurrent juvenile parotitis - Al Nahdha Hospital experience 7' Radio-iodine parotid sialadenitis: a long term survey 7' Recurrent parotid abscess with associated stenosis 7' Sialendoscopy in Sjögren 7' Juvenile recurrent parotitis (JRP) 7' Outcomes in JRP- 10 years experience 7' Assessment of strictures 7' Treatment of scars in chronic idiopathic sialadenitis	<i>Salma Al Sheibani, Oman</i> <i>Cyrille Chossegros, France</i> <i>Bethan Jones, United Kingdom</i> <i>Gabriela Pascoto, Brazil</i> <i>Mostafa Magdy Dania, Egypt</i> <i>Zahoor Ahmad, New Zealand</i> <i>Sheelu Trivedi, India</i> <i>Evren Erkul, Turkey</i>
26'	Discussion	
16:40 - 17:00	<i>Coffee Break</i>	
17:00 - 18:00	STRICTURES : 7 CASES <i>Moderator : Pasquale Capaccio, Italy</i> <i>Chairman : Cyrille Chossegros, France</i>	
	5' Parotid stenosis after facial plastic surgery 5' Post traumatic parotid stricture and sialocele 5' Immunological sialadenitis: a challenging problem 5' Parotid fistula after Sialendoscopic lithotripsy 5' A complication of stricture 5' A stricture case 5' A stricture case	<i>Jeong-Seok Choi, Korea</i> <i>Hesham Zoheir, Egypt</i> <i>Luca De Campora, Italy</i> <i>Higino Steck, Brazil</i> <i>Higino Steck, Brazil</i> <i>Zahoor Ahmad, New Zealand</i> <i>Rohan Walvekar, USA</i>
	RADIOLOGIC QUIZZ : 5 CASES ON STRICTURES <i>Moderator : Emad Magdy, Egypt</i> <i>Chairman : Jose De Jesus, Dominican Republic</i>	
	4' Parotid stenosis in a child 4' Multiple stenoses and dilatations in parotid duct 4' A stricture case 4' A stricture case 4' A stricture case	<i>Megan Hobson, Australia</i> <i>Zahoor Ahmad, New Zealand</i> <i>Natalia Dfouni, Switzerland</i> <i>Takeshi Matsunobu, Japan</i> <i>Karen Masterson, Switzerland</i>
Parallel Session - Room AL THURAMA		
15:30 - 18:00	HEAD AND NECK ULTRASOUND COURSE WITH HANDS ON AMONG PARTICIPANTS	
		<i>Director : Urs Borner, Switzerland</i>
		<i>Faculty : Woojin Cho, South Korea</i> <i>Natalia Dfouni, Switzerland</i> <i>Omnia Gamal-Eldin, Egypt</i> <i>Karen Masterson, Switzerland</i> <i>Gunther Pabst, Switzerland</i> <i>Siu Kwan NG, Hong Kong</i> <i>Yolanda Yim Ping Lee, Hong Kong</i> <i>Hisham Khaled Zoheir, Egypt</i>
15:30 - 16.40	Head and neck ultrasound : the essentials	<i>Urs Borner, Switzerland</i>
16:40 - 17:00	<i>Coffee break</i>	
17:00 - 18:00	Conferences from faculty - Case presentations Hands-on - Discussions	<i>Faculty</i>
18:00	Adjourn	